



GARADOR





Design Range 100's and 200's

EXCLUSIVE FROM GARADOR

Specifically designed
to provide a perfect match
for our FrontGuard entrance doors

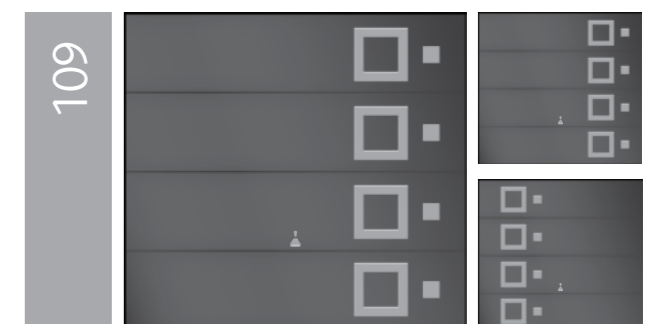
The Garador Design Range

Currently there is no affordable solution for stylish garage doors on modern buildings in the UK. The Garador Design Range has been developed to address this by providing minimalistic and modern panel designs to fit modern buildings as well as many traditional homes. The Design Range doors are built using the same high quality engineering and manufacturing processes used on our standard Garador Up & Over doors. The Design Range doors are available as two base designs. The 100 series is made from 4 horizontal skins whilst the 200 series has 3 vertical skins.



Design Range 100's

The Design Range 100's doors are made from 4 plain horizontal skins. Different model numbers refer to the design elements added to these panels. The doors can be supplied in any one of 7 standard colours, without surcharge or Anthracite Grey. All Design Range doors are available in 8 standard sizes with the choice of retractable and canopy gearing and an optional pre-fitted steel frame. For more information on gearing, colour options and further details see pages 6 & 7.



Size and position of design elements may vary from images shown.






Design Range 200's

The Design Range 200's doors are made from 3 plain, vertical panels. Different styles depend on stainless steel design elements attached to the front of the door panel. For most designs there is a choice for right hand or left hand alignment of these elements. The Design Range doors are available in 8 colours and in 8 standard sizes. For more information, colour choices and gearing options see pages 6 & 7.

The Garador Design Range

The garage is a large element of the front appearance of a house and therefore can make a huge change to the look of the whole property. Garador Design Range doors will not only suit modern buildings but also traditional houses can be improved by fitting one of our contemporary design doors. A matching Garador FrontGuard door will further improve the appearance of your home.



Size and position of design elements may vary from images shown.

Design Range Details

The Design Range doors have been developed with great attention to detail. The design elements are made from the finest stainless steel and we have developed a new handle that fits these design elements in colour and light reflection.



A new perfectly matched handle offers a quality feel everytime you open the door. The Design Range doors can also be supplied without a handle and lock hole, ready for automatic operation with a GaraMatic operator.



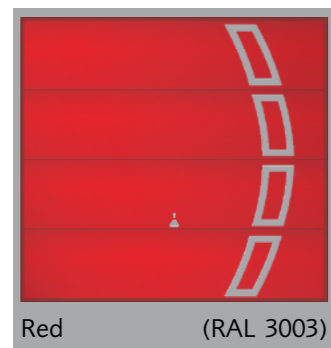
The design elements are cut out of 2mm thick, brushed stainless steel and then permanently attached to the door. Some of the styles created are identical to the designs on FrontGuard entrance doors.



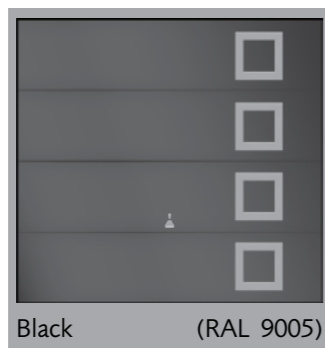
Our design doors have been specifically created to match Garador FrontGuard entrance doors which are amongst the best available in today's market. Garador is the only supplier to provide both products, ensuring a perfect match. Ask for a brochure today.

Design Range Colour Options


All doors come with a high quality, CFC free powder coating applied at our factory. On Design Range doors a choice of any standard colour* comes free of charge. The new Anthracite Grey colour is a structured metallic finish and exclusively available on Design Range doors



Red (RAL 3003)



Black (RAL 9005)




White (RAL 9016)

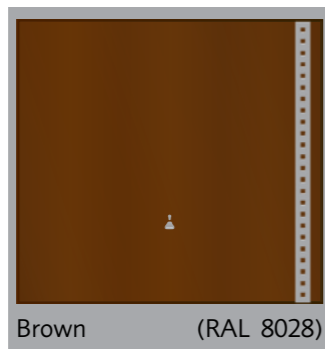


Anthracite Grey* (CH 703)


Exclusively available on Design Range doors



Blue (RAL 5005)



Brown (RAL 8028)



Green (RAL 6005)



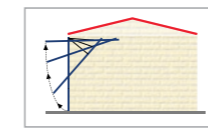
Dark blue (RAL 5011)

Printed colour samples are for illustration purposes only. For exact colour samples please contact Garador.

*Anthracite Grey is a metallic colour and not classified as a free of charge standard colour. See Page 7 for details

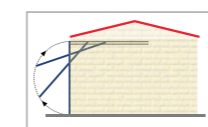
Gearing and Additional Options

Canopy



The mechanism for a canopy door is contained within the door frame with no horizontal tracks protruding into the garage space. When opened, the door forms a 'canopy' with roughly one third of the door outside the garage.

Retractable



Retractable doors open along tracks inside the garage and travel back into the garage space when opened. Retractable mechanisms are ideally suited for automatic operation. All Design Range doors can be automated with our GaraMatic operators.

Retractable Plus



Retractable Plus gearing offers two specially designed lifting arms with bottom spring brackets for narrow openings which allow for maximum use of the clear passage. Retractable plus is available on doors up to 7'6" wide.

Garador Operators



There is a choice of four different GaraMatic operators that all work ideally with Design Range doors and come with a broad range of optional accessories. For automation, the option of a door without a handle and lock hole is available.

Pre-Fitted Steel Frame



The steel frame comes in the same colour as your door and is fitted to the wall with only 7 fixings. The steel frame is 60mm wide on canopy doors and 75mm wide on retractable doors.

Additional Locking Kit



The additional locking kit provides locking bars with slam shut latches for easy locking. The amount of locking points is increased from 2 to 4, with one locking mechanism in each corner of the door.

Design Range Prices and Options

All door prices include any standard colour of your choice and canopy gearing. Models 100 & 200 are listed as a 'plain door'. All other models are listed as 'doors with design elements' and include any of the design variations.

Design Range Price List			
Size Code	Internal Opening Size Width x Height	Plain Door (100 & 200)	Door with Design Elements
7'0" X 6'6"	2134 x 1981	750	900
7'0" X 7'0"	2134 x 2136	800	950
7'5" X 6'6"	2259 x 1981	825	975
7'5" X 7'0"	2259 x 2136	875	1025
7'6" X 6'6"	2284 x 1981	840	990
7'6" X 7'0"	2284 x 2136	890	1040
8'0" X 6'6"	2439 x 1981	950	1100
8'0" X 7'0"	2439 x 2136	1000	1150
Options:			
Anthracite Grey metallic paint finish			50
Retractable gearing			39
Retractable plus gearing			66
Additional locking kit (4 point locking)			42
Factory pre fitted steel frame			95

When ordering a door please state the following:

- Size
- Gearing
- Style
- Side of alignment for design elements (if applicable)
- Colour
- Options (Framing, no handle or additional locking kit etc.)

For more information, technical details and fitting information please refer to our main price list and brochures

All prices are quoted in £ sterling, ex-works and exclusive of VAT

GARADOR

Bunford Lane, Yeovil, Somerset, BA20 2EJ
Tel: (01935) 443722 Fax: (01935) 443744

www.garador.co.uk



Garador Limited, with German engineering and manufactured in the UK producing the most sophisticated doors and operators. Manufactured at our modern production facility located in Somerset we are proud to provide the highest level of quality, safety, security and service.